



Mexican Tin Art is a popular Art form that has been passed down through the generations. Artists use Tin to create sculptures, ornaments, and picture frames.

Tin work, known in Mexico as hojalata, goes back to the 16th century.



Tin art is produced when pieces of tin are cut, shaped, and embossed with a pattern.



Bright lacquer paint was applied to the Tin: Often unusual or non-realistic colors were chosen.



Elaborate picture frames are common. Precious metals such as gold, silver, and copper were used.



Their tin ware is created with a sense of humor and imagination. Many people in Mexico have tin ware displayed in their homes, while other places such as cathedrals have symbolic religious tin ware displayed.



Crafts people around the world have been decorating tin ware since colonial times. The method of punching and piercing tin plates appeared around the 1800's.



These are examples of Pressed Tin used on ceilings.



Today you can find beautiful tin art pieces that have been painted and portray a variety of elaborate designs, images, and objects.



Angels are a popular subject for Mexican Tin Art.



Mirrors were often put in a sculpted
Tin Frame.



Often features are *distorted* or
exaggerated.




Silver Platters were embossed with patterns.



What type of *Texture* do you think this lizard has? **Visual or Real?**



What type of *Balance* does this picture frame have? Symmetrical or Asymmetrical?



What type of Balance do these two images have? Symmetrical or Asymmetrical?




Is this lamp shade
a *Form* or a
Shape?




What type of Balance is this? Symmetrical, Radial, or Asymmetrical?





6th Grade Student Tin Art





-Anna Lena Hr.6-







How do squirrels do this?

Bryn

Hatten